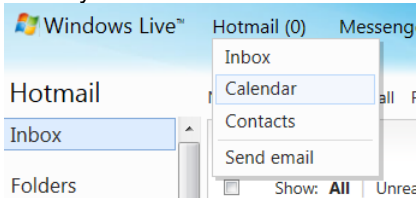


EKC Google Calendar Instructions

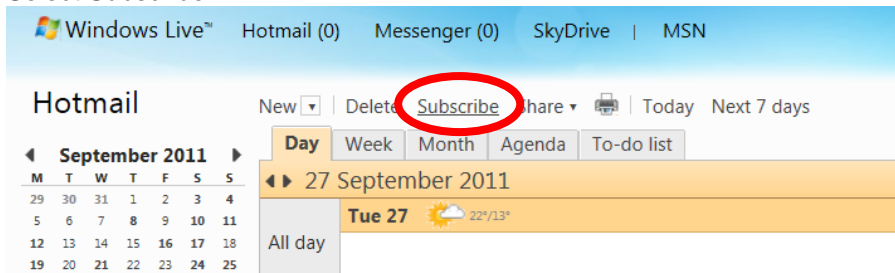
For Hotmail/Windows Live Users – Get it on your PC

For Windows Phone 7.5 Users – Get it on your phone

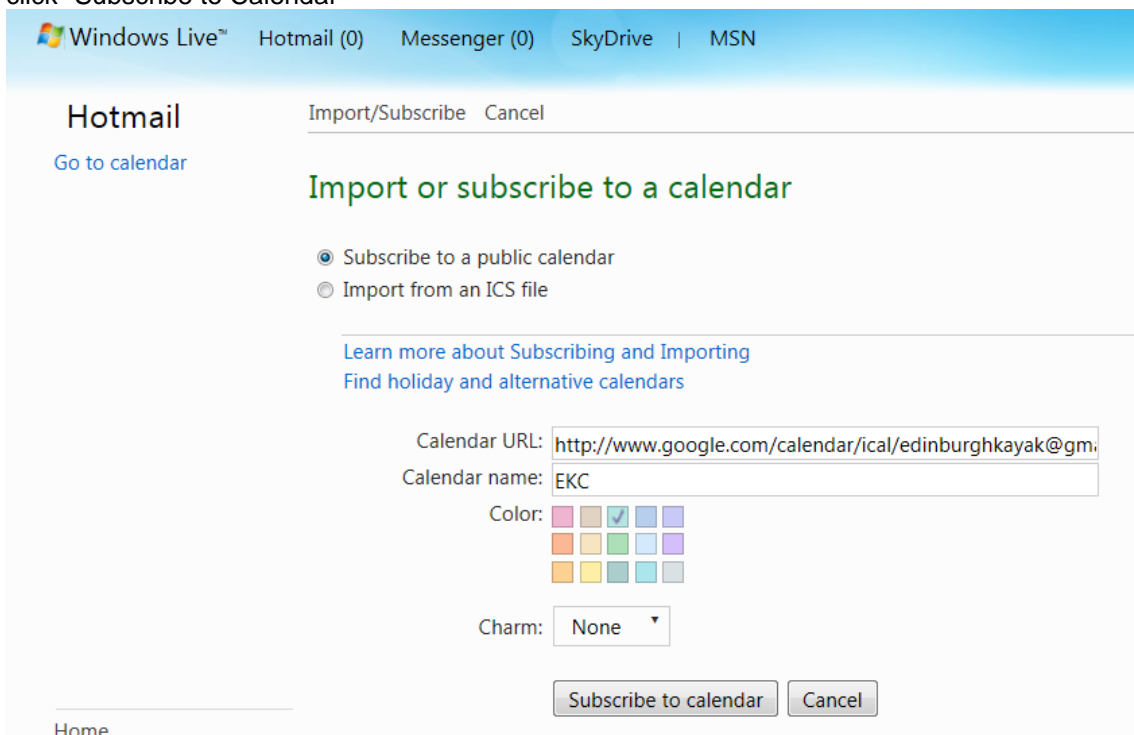
1. Log in to Windows Live on your PC
2. Go to your calendar



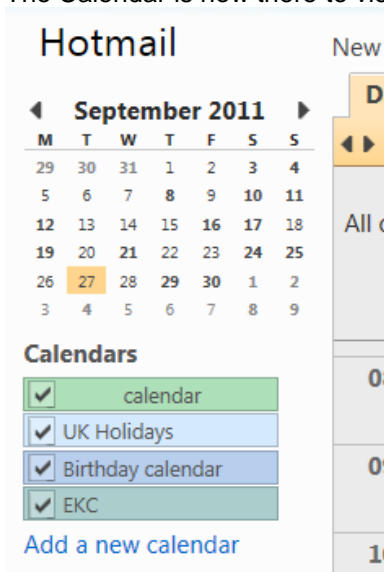
3. Select Subscribe



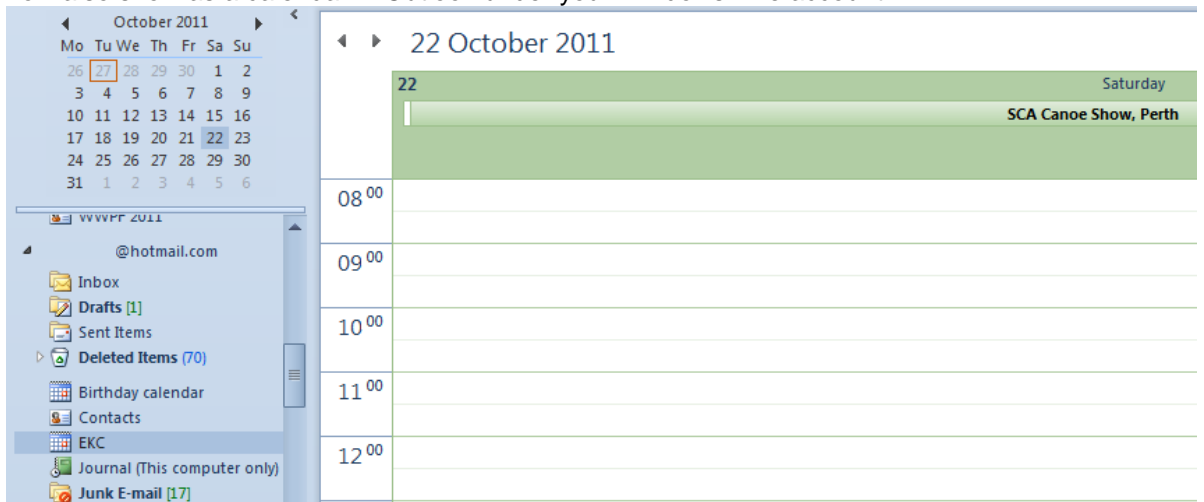
4. Ensure that you have ticked “Subscribe to a Public Calendar”, copy and paste the URL from the Kayak Club web page, give it a name, choose a colour, set a charm if you must!! Then click “Subscribe to Calendar”



- The Calendar is now there to view on Windows Live



- If you use Outlook for your email *and* have the “Outlook Hotmail Connector” installed it will now also show as a calendar in Outlook under your Windows Live account.



Additional Information for Windows Phone 7.5 Users

If your phone runs Windows Phone 7.5 then the good news is that it supports multiple calendars from your Windows Live account.

- Go to your Calendar on the phone
- Tap the additional items icon at the bottom right of the screen ‘●●●’
- Tap ‘Settings’
- You will then see toggle switches for all your Windows Live and other service calendars, ensure the EKC Calendar is “On”

Provided the Club continues to update the Google Calendar when the trip list is published then the answer as to when the next trip is on, is in your hands!